



SPINETIX  
Elementi

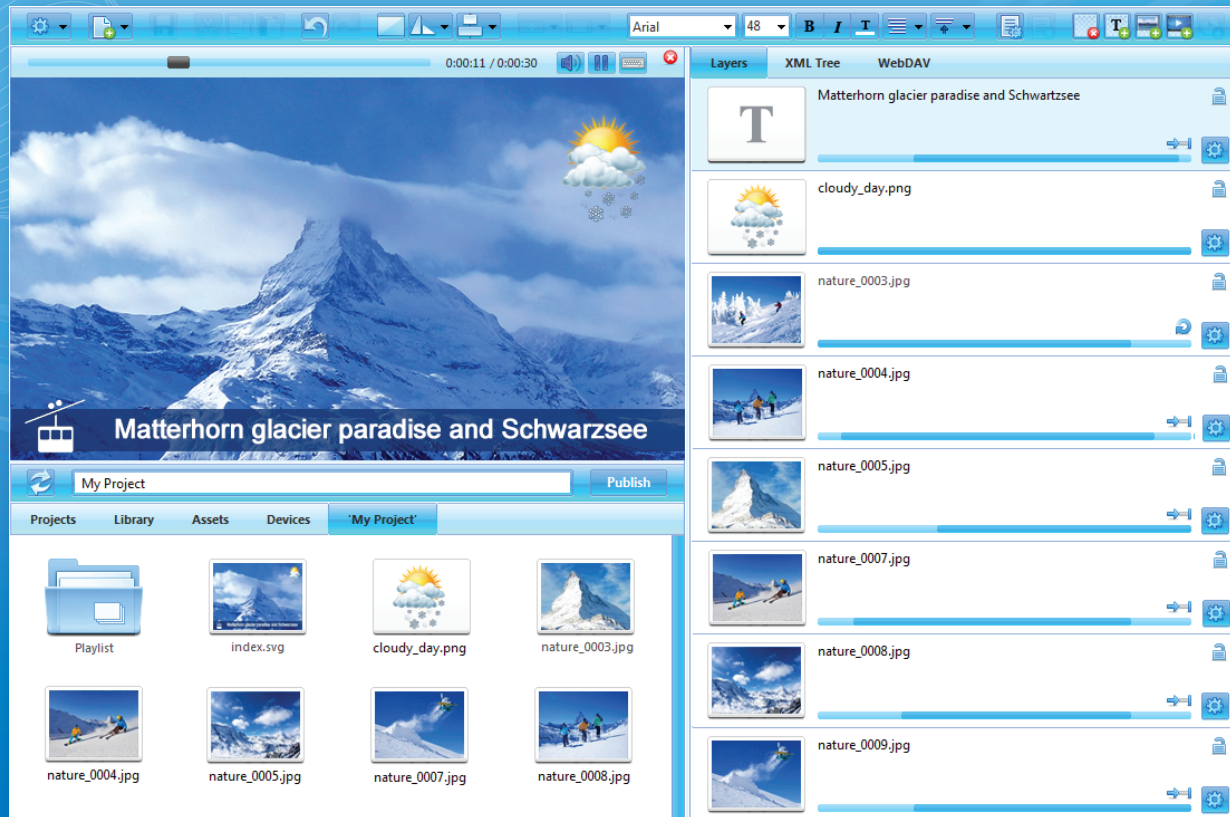
Simple & Powerful

digital signage software

# We made it simple, yet incredibly powerful

Our vision of 'simple & powerful' digital signage software has just become a reality. Elementi lets you create high impact projects, and deliver visually rich experience to virtually any combination of screens.

Combining Elementi with our HMP players makes a compelling solution for a broad range of digital signage solutions.



## Create

Have a playlist or a layout ready in couple of minutes

## Edit

Choose and order media in a clean and structured layer view

## Preview

Ensure the quality of your projects, view and test before you publish

## Publish

It's simple: select a project and a target device to publish to

## Browse

Local or remote repositories are easily accessible in 'browse' panel

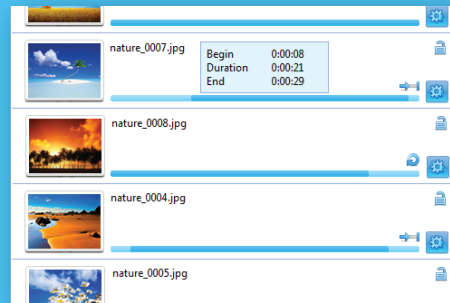


# SPINETIX Elementi S

## Simple projects

Just 'drag & drop' media,  
adjust the timeline, and  
your project is done

IMPORTANT: HMP Firmware 3.0 or higher required for publishing



## Intuitive & quick

Intuitive interface helps you get the project done quickly without losing creative freedom. Icon based toolbar, single click actions, and 'drag & drop' are here to help.

## Adjustable timeline

Timeline lets you organize and control the media over a project duration. Adjust the start and end points, making media shorter or longer, or stretch over project duration.

## Easy playlists

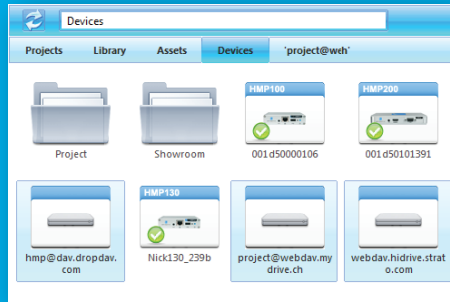
Playlist lets you order the media with a simple 'drag & drop', set the duration for all or one media at a time, and choose among many available transitions.

& much more...



# SPINETIX Elementi M

**Medium projects**  
Three included licenses help you save time, reduce costs, and streamline projects



## Different roles

Team based content editing and publishing is a powerful tool. Each team member has unique skills and experience, and the role assigned can exactly match these.

## Shared network

Having a shared network can boost higher quality content, reduce time and effort, as well as reduce costs.

## Full screen preview

Full screen preview lets you fill the computer screen with your project, showing how it appears on the target screen. It also lets you check all the details, and share with others.

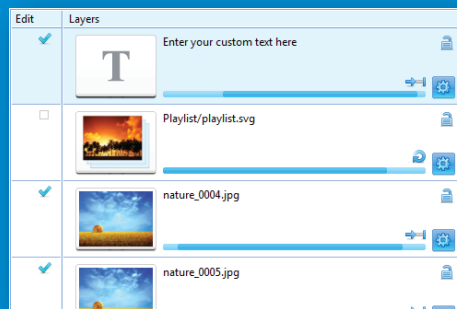
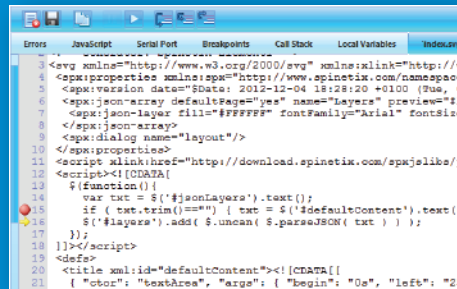
**& much more...**



# SPINETIX Elementi X



**Expert projects**  
New and enhanced  
all in one digital signage  
tools for ultimate  
professionals



## Monetizing Fusion

Templates, skins, widgets for Fusion are in demand. Ensure the most professional results, and monetize your work.

## Advanced developer tools




Developers will love Elementi X since it comes with a full set of advanced developer tools. There is even a debug console to test your projects with confidence.

## Role specific templates

You are in control. Create templates for various user roles. Allow or limit editing and publishing of any piece of content within template.




**& much more...**

# Features



Licenses	1	3	1
Devices	10	Unlimited	Unlimited
Intuitive interface	•	•	•
Timeline	•	•	•
Editing & publishing	•	•	•
Effects, transitions & formatting	•	•	•
Full screen preview		•	•
Shared network (WebDAV)		•	•
Choose roles (Edit & Publish)		•	•
Role specific template creation			•
Fusion template & skin creation			•
Template & widget creation			•
Advanced feed parsing			•
Advanced developer tools			•

# Which Elementi is right for you?



## Your project

Small business

•

Corporate

•

Serverless

•

•

Centralized server

•

•

## Possible scenario

Learning & training

•

Demo & showroom

•

Multi user environment

•

Interactivity & integration

•

Video wall

•

Monetizing Fusion

•

### **30 day free trial version**

The 30 day trial version of Elementi S offers many components for you to test drive. However the features of Elementi M and X are only available with purchased licenses.

### **Download, installation & activation**

Elementi software for Microsoft Windows Vista and Windows 7 immediately available for download at:

**[spinetix.com/download](http://spinetix.com/download)**

To install, follow the on screen instructions. Once prompted, enter your license key to activate.

### **Migration special offer**

Migration special offer is only valid for customers who own HMD Lite and Professional, and it ends 1 August 2013.



**Where to buy**  
[spinetix.com/where-to-buy](https://spinetix.com/where-to-buy)



[spinetix.com](https://spinetix.com)